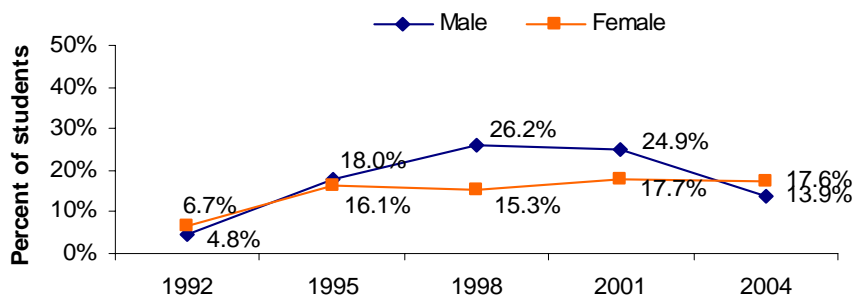


MARIJUANA USE

There was an increase of 10% in marijuana use among 9th graders between 1992 (5.8%) and 2004 (15.8%). There was less fluctuation in marijuana use among 9th grade girls than 9th grade boys during this period.

Many more boys than girls reported marijuana use in 1998 and 2001, followed by a decrease among boys to a few points below girls in 2004.

Marijuana use last 12 months Bloomington 9th grade



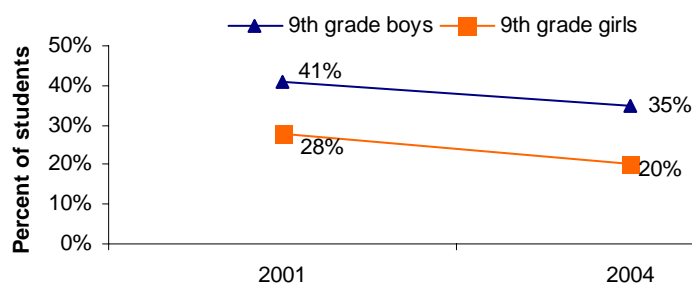
NUTRITION & PHYSICAL ACTIVITY

From 1998-2004, fruit and vegetable consumption decreased among Bloomington 9th graders, with 12% of 9th graders reporting having eaten 5 or more servings of fruits and vegetables yesterday.

Few students in any grade meet recommendations for fruit and vegetable consumption. Differences between boys and girls are not large at any grade level.

From 1998-2004, 40% - 50% of Bloomington 9th graders met recommendations for moderate physical activity (30 minutes per day, 5 or more days per week). Many more boys than girls (often 1.5 times as many) get adequate moderate physical activity.

Milk consumption yesterday (3 or more glasses) Bloomington



Vigorous physical activity (sweat or breathe hard for 20 minutes or more, 3 or more days per week) was steady from 1998 to 2004 among Bloomington 9th graders. Vigorous physical activity is reported by more students

than moderate activity. The gaps between boys and girls are narrower, though more boys than girls report participating in this activity.

HEALTHY YOUTH DEVELOPMENT

Parental connectedness (being able to talk with both parents about problems) has been measured in every Minnesota Student Survey since 1992.

Among Bloomington 9th graders, many more boys than girls report being able to talk with both parents about problems in all survey years. The increase in parental connectedness among 9th graders between 1992 and 2004 was large among boys and negligible among girls.

The percentage of 9th graders who reported experiencing "quite a bit of pressure" or "almost more than I could take" increased negligibly between 1992 and 2004. Among 9th graders, 1.5-2.5 times as many girls as boys reported stress in each survey year.

There was negligible variation among boys across survey years, while girls were at the same point in 1992 and 2004 with a steep decrease followed by a slower increase 1995-2001.

There was an increase between 1995 and 2004 in the percentage of 9th graders who reported that all or most teachers show respect for students. Results were slightly higher among girls than boys in 1998 and 2001.

The Minnesota Student Survey (MSS) has been administered in Bloomington schools to 6th, 9th, and 12th graders every third year since 1992. Survey results provide a wealth of information regarding youth assets and risk behaviors.

This information is used by Bloom-

ington Public Health and Tri-City Partners for Healthy Youth and Communities (TCP) in program planning and evaluation as well as grant writing and other efforts.

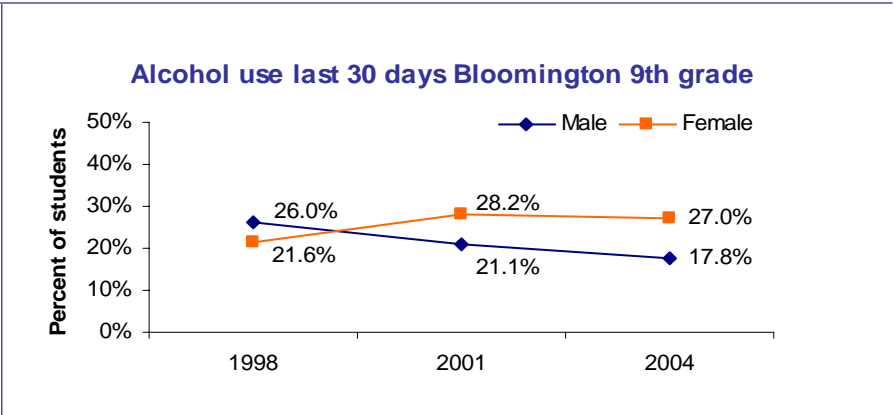
This document provides trend analysis of survey items that have been on the MSS for multiple years.

Ninth-grade data is used for trend analysis because more 9th graders participate in behaviors of interest and complete the survey, i.e., the 9th-grade survey sample is largest.

ALCOHOL USE

Alcohol consumption among Bloomington 9th graders has not varied much between 1998 and 2004. Fewer girls than boys drank alcohol in 1998 but in 2001 and 2004, the figures were reversed with many more girls than boys drinking alcohol.

Among Bloomington 9th graders, there was a substantial increase between 1992 and 1995 in the percentage who reported binge drinking*, with a slight decrease in subsequent years. Many more boys than girls reported binge drinking



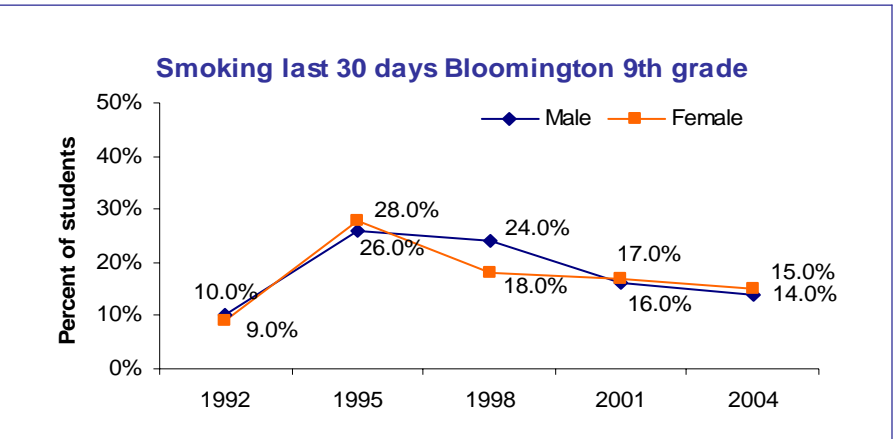
in 1992-1998 with more girls binge drinking in 2001-2004.

* binge drinking is five or more drinks in a row

TOBACCO USE

Tobacco use among Bloomington 9th graders tripled between 1992 and 1995 and has decreased significantly in subsequent years, with the steepest decline between 1998 and 2001.

A steep decline among girls occurred between 1995 and 1998 while a steep decline among boys occurred between 1998 and 2001.



SEXUAL ACTIVITY

The percentage of Bloomington 9th graders who have had sex decreased between 1995 and 1998 and has increased to a lesser degree each year since 1998.

Among 9th graders, many more boys than girls report having had sex.

From 1992 – 2001, 1.5 – 2 times more 9th grade boys than girls reported having had sex, with a narrower margin in 2004.

The percentage of Bloomington 9th graders who have talked at least once with each sexual partner about protecting themselves from STDs/HIV has decreased by about one-third

since 1992, with many more girls than boys reporting these conversations every year except 1998.