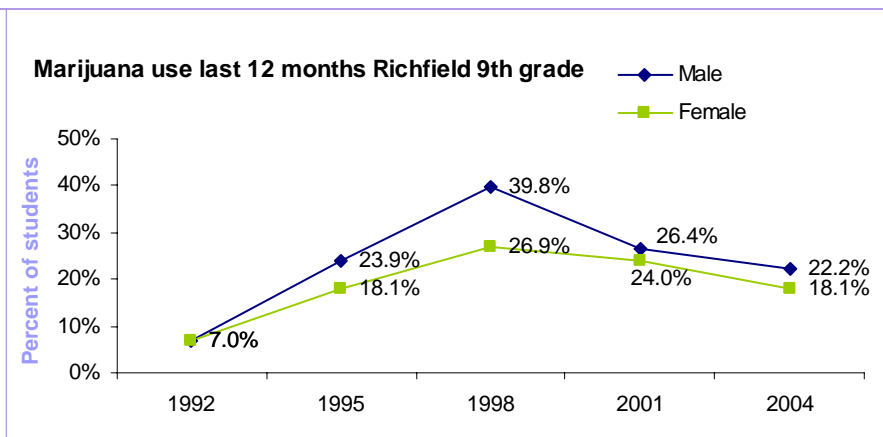


MARIJUANA USE

Marijuana use among Richfield 9th graders more than quadrupled between 1992 and 1998 and has since declined.

Many more boys than girls reported marijuana use in 9th grade each year from 1995 to 2004, with smaller disparities in 2001 and 2004.

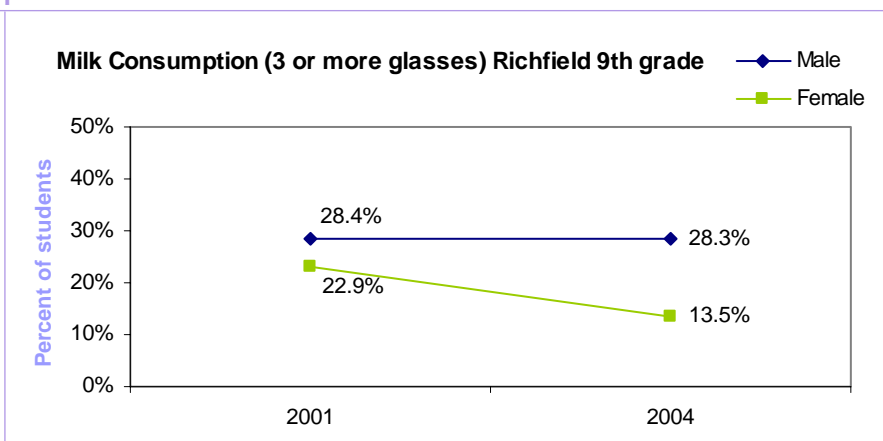


NUTRITION & PHYSICAL ACTIVITY

From 1998-2004, fruit and vegetable consumption was low among 9th graders. Only about 1 in 8 students meet recommendations for fruit and vegetable consumption. Boys reported higher fruit and vegetable intake than girls each year 1998-2004.

From 1998-2004, moderate physical activity remained steady among 9th graders. However, only 1 in 2 9th graders reported participating in adequate moderate physical activity. More boys than girls get adequate moderate physical activity (30 minutes per day, 5 or more days per week), and the gap has widened each year since 1998.

Vigorous physical activity (sweat



or breathe hard for 20 minutes or more, 3 or more days per week) increased among 9th graders between 1998 and 2004. Vigorous physical activity is reported by more students than moderate activity. The gaps be-

tween boys and girls are narrower, though more boys than girls reported participating in this activity in 2001 and 2004.

HEALTHY YOUTH DEVELOPMENT

Parental connectedness (being able to talk with both parents about problems) among 9th graders fluctuated between 1992 and 2004.

Many more boys than girls report being able to talk with both parents about problems, with wide disparities between boys and girls in 2001 and 2004.

Reports of stress among 9th graders indicated an overall slight decrease from 1992 to 2004,

according to reports of students experiencing "quite a bit of pressure" or "almost more than I could take."

Among 9th graders, 1.5-2.5 times as many girls as boys reported stress in each survey year except 1998, when girls were only slightly higher than boys.

Reports of teachers showing respect for students decreased among 9th graders between 2001 and 2004.

Many more girls than boys reported that all or most teachers showed respect for students in 1998 and 2001, while boys were slightly higher than girls in 1995 and 2004.

The Minnesota Student Survey (MSS) has been administered in Richfield schools to 6th, 9th, and 12th graders every third year since 1992.

Survey results provide a wealth of information regarding youth assets

and risk behaviors. This information is used by Bloomington Public Health and Tri-City Partners in program planning and evaluation as well as grant writing and other efforts.

This document provides trend analysis of survey items that have been on

the MSS for multiple years.

Ninth-grade data is used for trend analysis because more 9th graders participate in behaviors of interest and complete the survey, i.e., the 9th-grade survey sample is largest.

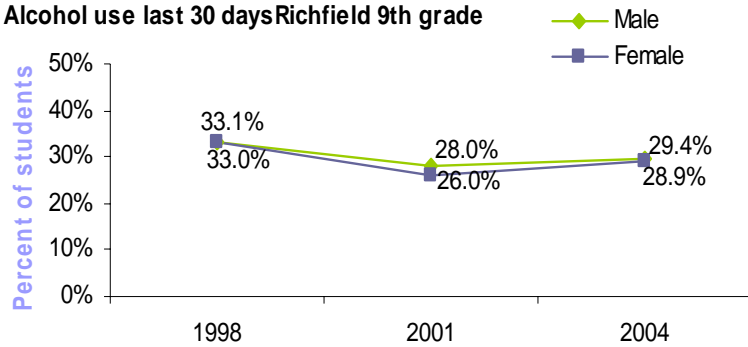
ALCOHOL USE

Alcohol consumption among Richfield 9th graders decreased between 1998 and 2001, followed by a slight increase in 2004. Reported alcohol consumption was similar between boys and girls in all three survey years.

Among Richfield 9th graders, reported levels of binge drinking* have not varied much between 1992 and 2005. Many more boys than girls reported binge drinking in every survey year except 1998.

Between 1998 and 2001, there was a 6% increase among 9th grade

Alcohol use last 30 days Richfield 9th grade



boys and an 11% decrease among 9th grade girls. In 2004, boys were still higher than girls but the gap was much narrower.

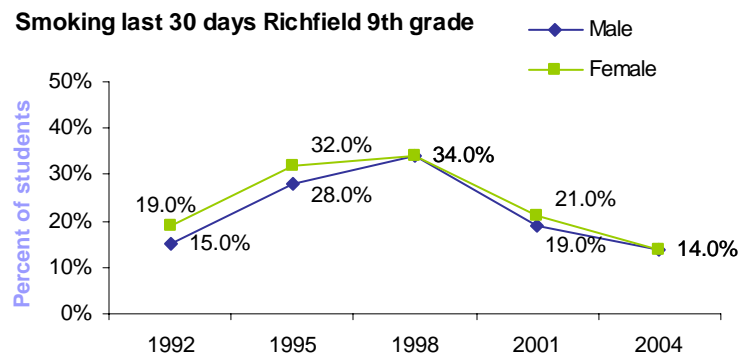
* binge drinking is five or more drinks in a row.

TOBACCO USE

Tobacco use among Richfield 9th graders doubled between 1992 and 1998 and has since dropped to slightly below the 1992 level in 2004.

Tobacco use was slightly higher among girls than boys in 1992, 1995, and 2001. In 1998 and 2004, equal percents of girls and boys reported smoking.

Smoking last 30 days Richfield 9th grade



SEXUAL ACTIVITY

The percentage of Richfield 9th graders who have had sex decreased between 1995 and 1998 and has increased to a lesser degree each year since 1998.

Among 9th graders, many more boys than girls reported having had sex in 1992 – 1998, with simi-

lar percentages of boys and girls reporting sexual experience in 2001 and 2004.

The percentage of Richfield 9th graders who have talked at least once with each sexual partner about protecting themselves from STDs/HIV decreased between 1992 and 1998 and

then doubled between 1998 and 2004.

Many more girls than boys reported these conversations in 1992 and 1995, with narrower gaps between boys and girls since 1998.